

# Government General Degree College, Dantan-II

Kashmuli, Porolda, Paschim Medinipur, 721445



## Analysis of Teachers' Feedback on Curriculum

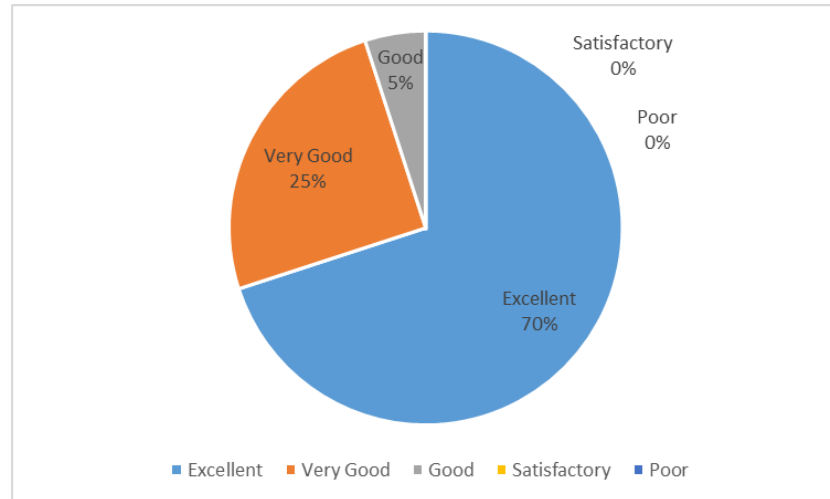
Session 2022-2023

*Dinla.*

Officer - In-Charge  
Govt. Gen. Degree College,  
Dantan - II

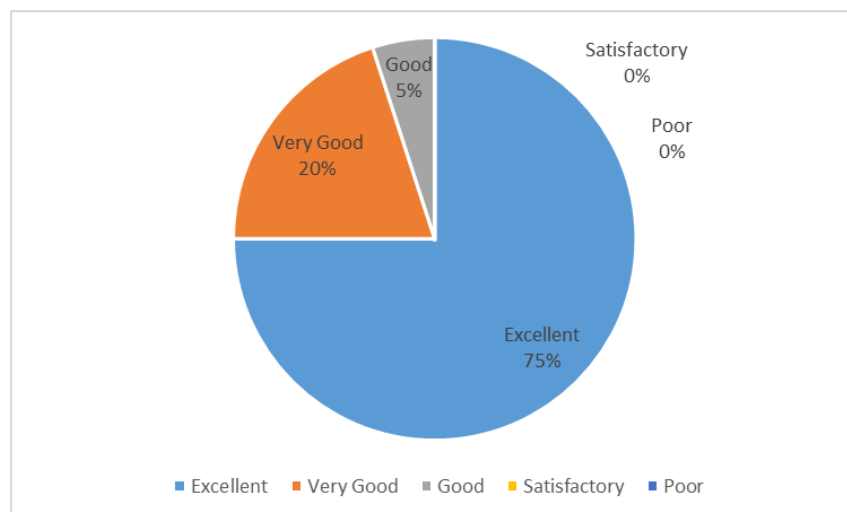
*Quinn of the Day*  
Co-ordinator, IQAC  
Govt. Gen. Degree College, Dantan - II  
Paschim Medinipur

## 1. Clarity regarding curriculum objectivity among the teachers and students



From the above pie chart, it can be concluded that 70% of the teachers have marked the statement as “Excellent”, 25% of the teachers have marked the same as “Very Good” and rest 5% of the teachers have marked it as “Good”. This suggests curriculum objectivity among the teachers and students is very clear.

## 2. To what extent is the syllabus contemporary and need based?

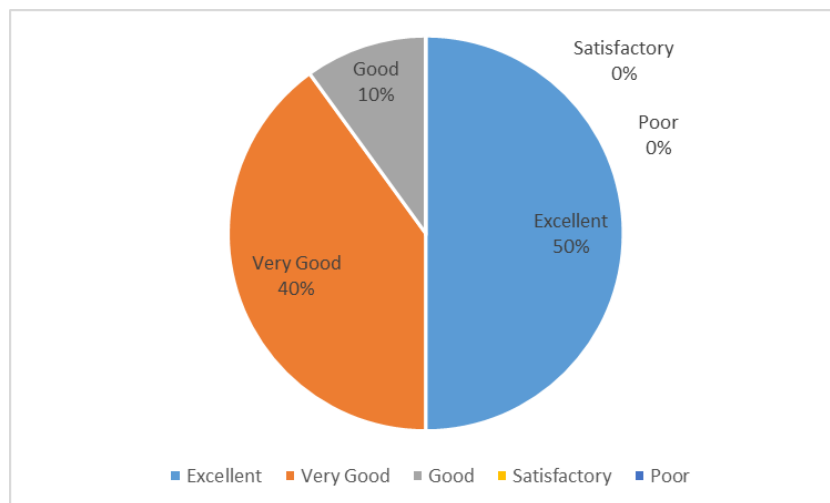


Based on the above data representation, it can be seen that 75% of the teachers have marked the question as “Excellent”, 20% of the teachers have marked the same as “Very Good” and rest 5% of the teachers have marked it as “Good”. This suggests that to a great extent, the syllabus is contemporary and need based.

*Dinda.*  
Officer - In-Charge  
Govt. Gen. Degree College,  
Dantan - II

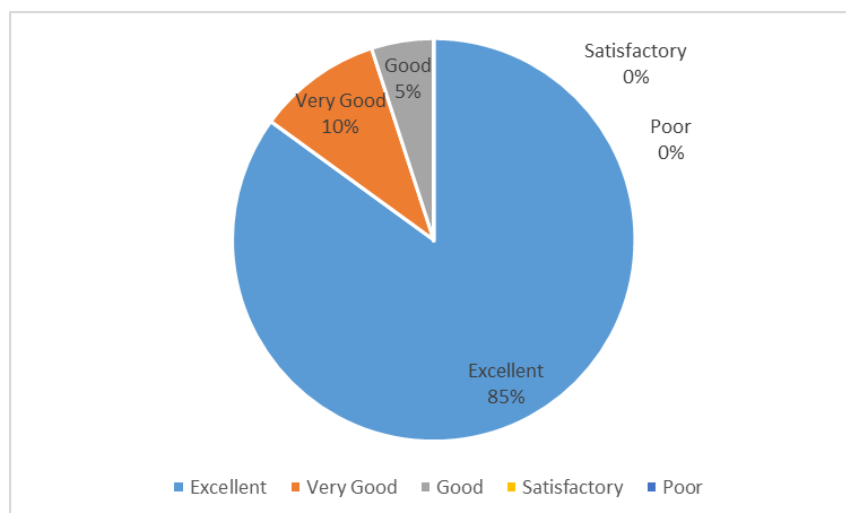
*L. K. Singh*  
Co - ordinator, IQAC  
Govt. Gen. Degree College, Dantan - II  
Paschim Medinipur

**3. The scope to participate in seminars/presentations/group discussions/ projects, etc.**



From the above data representation, it can be seen that half of the teachers have marked the statement as “Excellent”, 40% of the teachers have marked the same as “Very Good” and rest 10% of the teachers have marked it as “Good”. This suggests that there is a good scope for the students to participate in seminars/presentations/group discussions/projects etc. during the course.

**4. The curriculum is effective in enhancing the knowledge and perspective of the subject.**

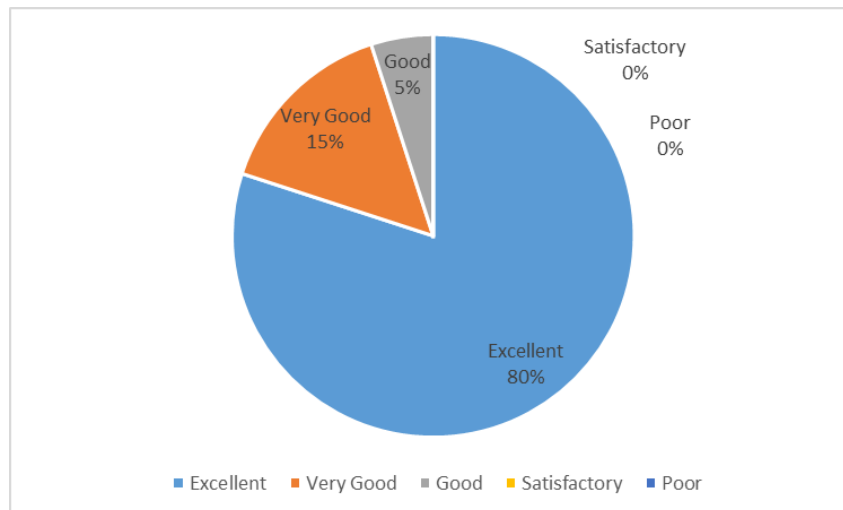


From the above pie chart, it can be concluded that majority of the teachers (~85%) have marked the statement as “Excellent”, 20% of the teachers have marked the same as “Very Good” and rest 5% of the teachers have marked it as “Good”. This suggests that the curriculum is effective in enhancing the knowledge and perspective of the subject.

*Dinda.*  
Officer - In-Charge  
Govt. Gen. Degree College,  
Dantan - II

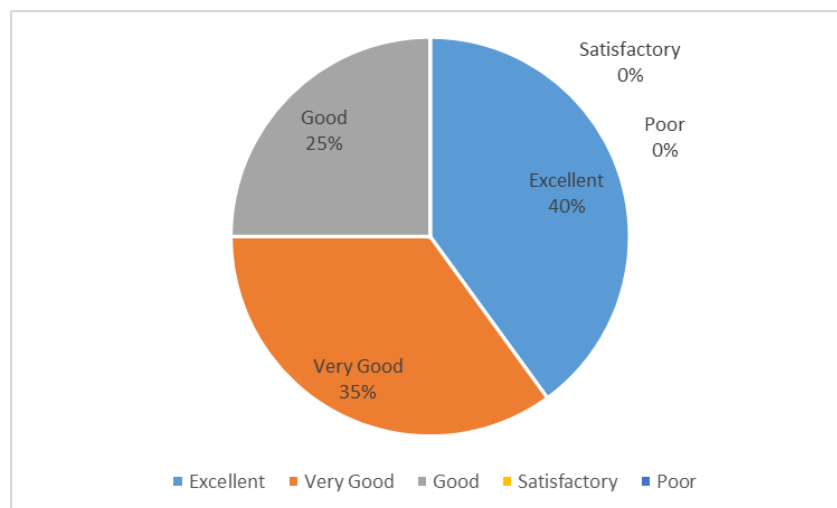
*[Signature]*  
Co-ordinator, IQAC  
Govt. Gen. Degree College, Dantan - II  
Paschim Medinipur

**5. Adequacy of textbooks, reference books, e-learning, and other academic information are prescribed in the syllabus.**



The above data representation shows that, 80% of the teachers believe that adequate textbooks, reference books, e-learning, and other academic information are prescribed in the syllabus and thus they have marked the statement as “Excellent”. Around 15% of the teaching faculties have marked the same as “Very Good” and rest 5% of them have marked it as “Good”.

**6. How effectively can the syllabus be completed within the academic session**

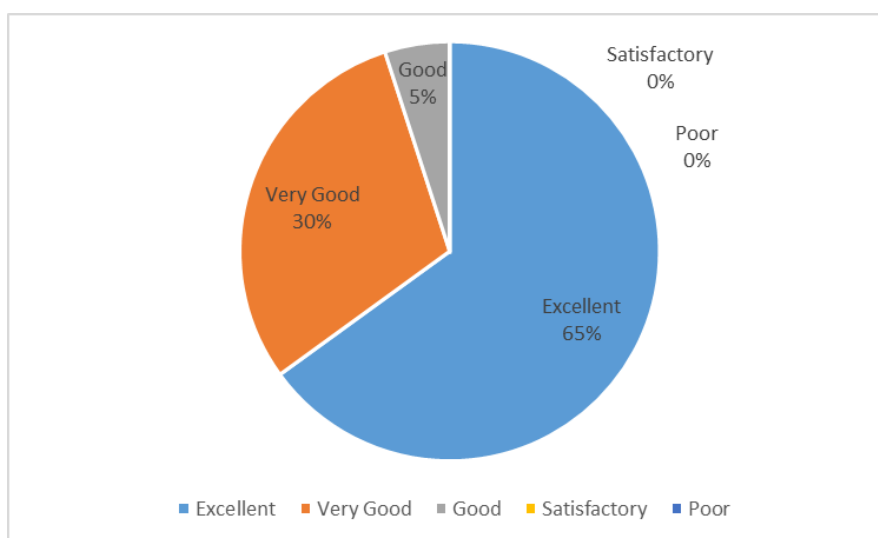


From the above pie chart, it can be concluded 40% of the teachers have marked the statement as “Excellent”, 35% of the teachers have marked the same as “Very Good” and rest 25% of the teachers have marked it as “Good”. This suggests that sometimes limited time becomes a barrier in completion of the syllabus within the academic session. Shortage of faculty is a prime cause behind this.

*Sinha*  
Officer - In-Charge  
Govt. Gen. Degree College,  
Dantan - II

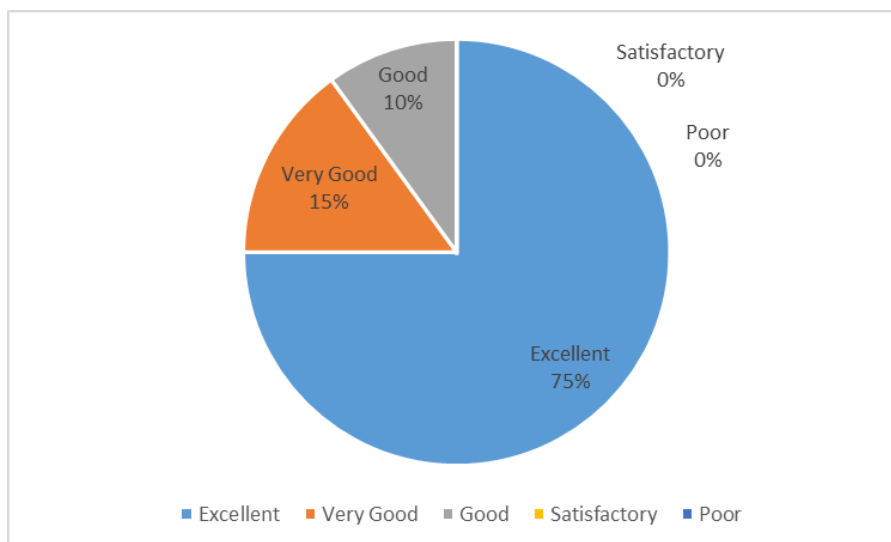
*L. Anandha*  
Co-ordinator, IQAC  
Govt. Gen. Degree College, Dantan  
Paschim Medinipur

**7. Effectiveness of the syllabus in terms of creating job opportunities.**



From the above data representation, it can be seen that 65% of the teachers believe that the effectiveness of the syllabus in terms of creating job opportunities is excellent. 30% of the teachers believe that the effectiveness is very good and rest 5% of the faculties believes that the effectiveness is good.

**8. How does the syllabus upgrade a 12 standard pass student to the entry gate of master degree?**

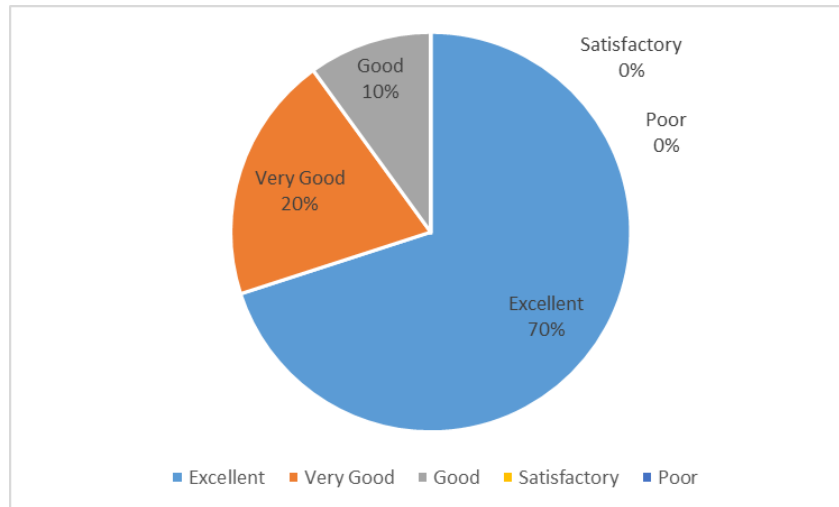


Based on the above data representation, it can be seen that 75% of the teachers have marked the question as “Excellent”, 15% of the teachers have marked the same as “Very Good” and rest 10% of the teachers have marked it as “Good”. This suggests that the syllabus is very effective in upgrading a 12 standard pass student to the entry gate of master degree.

*Dinda.*  
Officer - In-Charge  
Govt. Gen. Degree College,  
Dantan - II

*L. K. Singh*  
Co-ordinator, IQAC  
Govt. Gen. Degree College, Dantan - II  
Paschim Medinipur

**9. Effectiveness of the syllabus in creating dept of knowledge, awareness and creativity among the students.**



The above pie chart shows that 70% of the teachers have marked the statement as “Excellent”, 20% of the teachers have marked the same as “Very Good” and rest 10% of the teachers have marked it as “Good”. This suggests that the syllabus is very effective in creating dept of knowledge, awareness and creativity among the students.

**10. How does the syllabus incorporate experimental learning (i.e. experimental/practical/field visit/project etc.)?**



From the above data representation, it can be seen that 55% of the teachers believe that the syllabus incorporates experimental learning in an excellent way. 35% of the teachers have marked the question as very good and rest 10% have marked it as good.

*Dinda.*  
Officer - In-Charge  
Govt. Gen. Degree College,  
Dantan - II

*L. K. Singh*  
Co-ordinator, IQAC  
Govt. Gen. Degree College, Dantan - II  
Paschim Medinipur

# Government General Degree College, Dantan-II


Kashmuli, Porolda, Paschim Medinipur, 721445



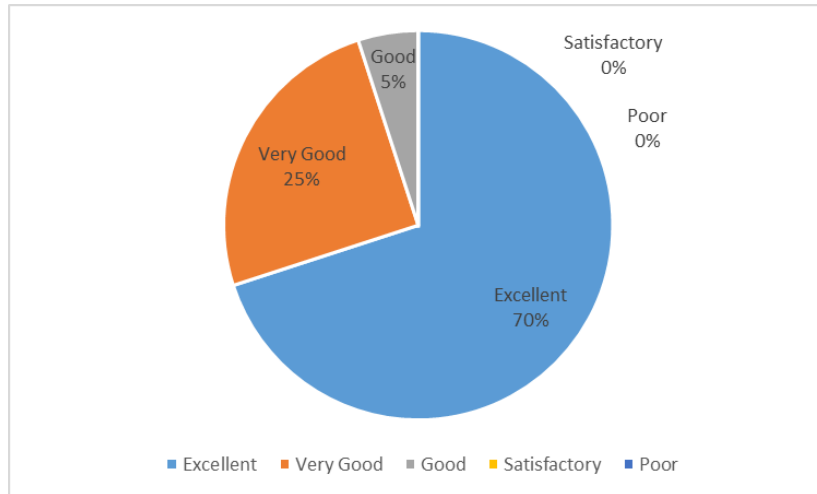
## Teachers' Feedback on Academic Performance and Ambiance of the College

Session 2022-2023

  
Officer - In-Charge  
Govt. Gen. Degree College,  
Dantan - II

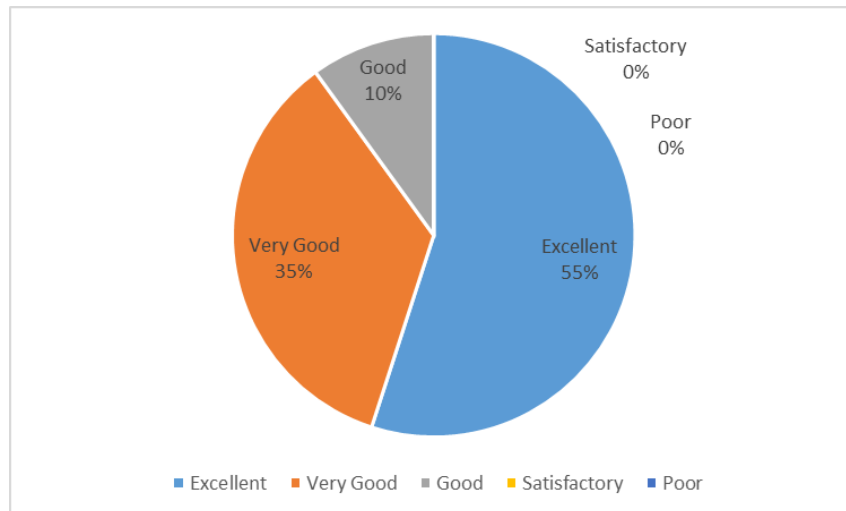
  
Co - ordinator, IQAC  
Govt. Gen. Degree College, Dantan - II  
Paschim Medinipur

**1. The role of the institution in taking an active interest in organizing seminars, conferences, and workshops.**



From the above data representation, it can be seen that 70% of the teachers believe that the institute takes an active interest in organizing seminars, conferences and workshops and hence they have marked the statement as excellent. 25% of the teachers have marked the same as very good and rest 5% have marked it as good.

**2. The response from students during teaching and learning process**



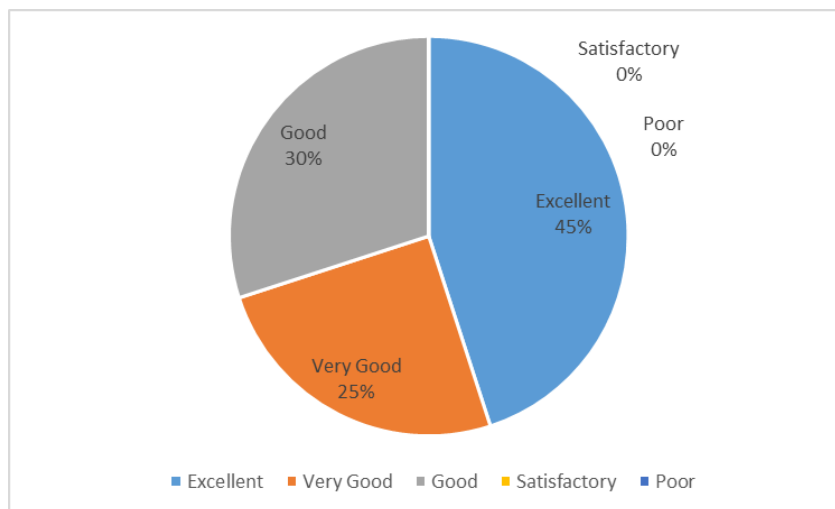
From the above survey it can be concluded that 55% of the teachers believes that the response from the students during teaching and learning process is excellent while 35% of the teachers believe that the response is very good and rest 10% of the teachers think that the response from the students is good.

*Dinku*  
Officer - In-Charge  
Govt. Gen. Degree College,  
Dantan - II

*Lakshmi*  
Co - ordinator, IQAC  
Govt. Gen. Degree College, Dantan - II  
Paschim Medinipur

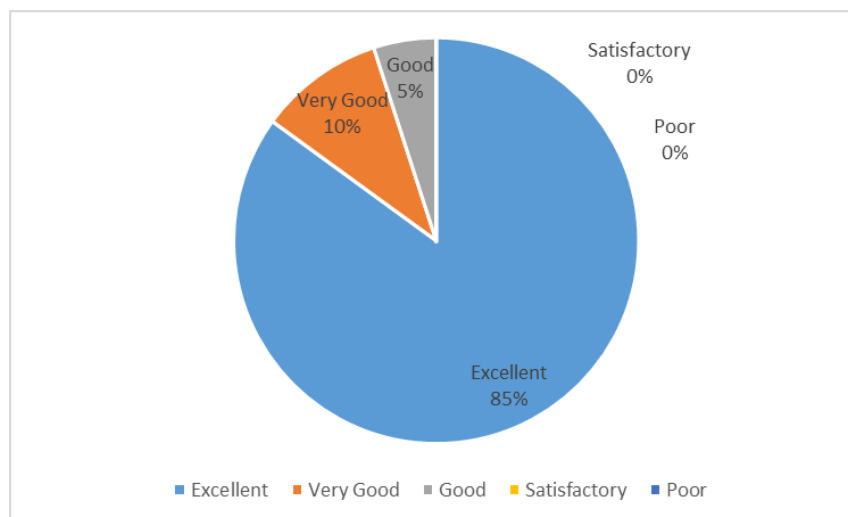


### 3. The performance of the institution providing opportunities, learning, and holistic growth



The above pie chart shows that 45% of the teachers have marked the statement as “Excellent”, 25% of the teachers have marked the same as “Very Good” and rest 30% of the teachers have marked it as “Good”. This suggests that the performance of the institution providing opportunities, learning, and holistic growth is good.

### 4. The process undertaken by the institution in informing the stakeholders about the expected course outcomes and program outcomes.



From the above data representation, it can be seen that 85% of the teachers have marked the statement as “Excellent”. 10% of them have marked it as “Very Good” and rest 5% have marked the same as “Good”. This suggests that the process undertaken by the institution in informing the stakeholders about the expected course outcomes and program outcomes is extremely good.

*Dinda*  
Officer - In-Charge  
Govt. Gen. Degree College,  
Dantan - II

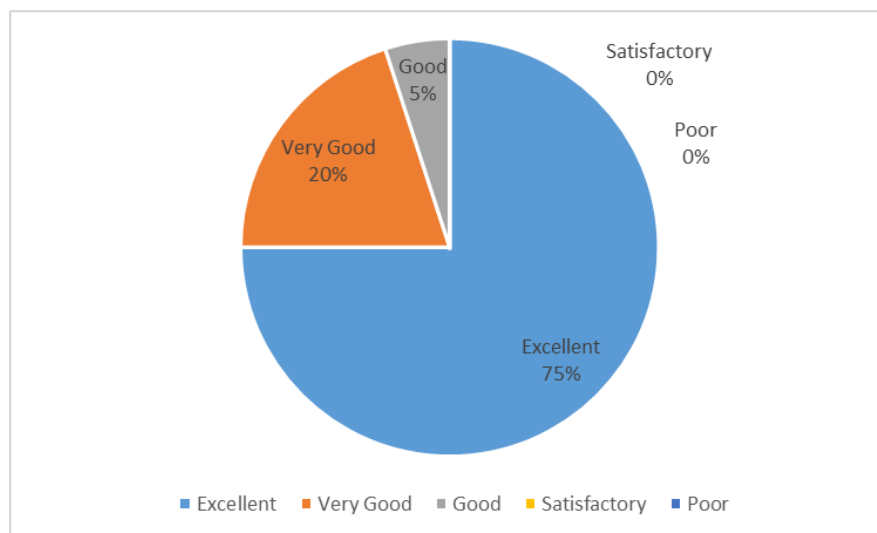
*L. Anuradha Das*  
Co-ordinator, IQAC  
Govt. Gen. Degree College, Dantan - II  
Paschim Medinipur

**5. The mechanism provided by the institution to identify the strengths and weaknesses of students.**



It can be seen from the above survey report that 70% of the teachers have rated the mechanism provided by the institution to identify the strengths and weaknesses of students as excellent. Around 20% of the teachers have rated the same as very good and rest 10% of the teachers have rated the mechanism as good.

**6. The role of the institution in engaging the students with monitoring, review, and continuous qualitative improvement of the teaching-learning process.**

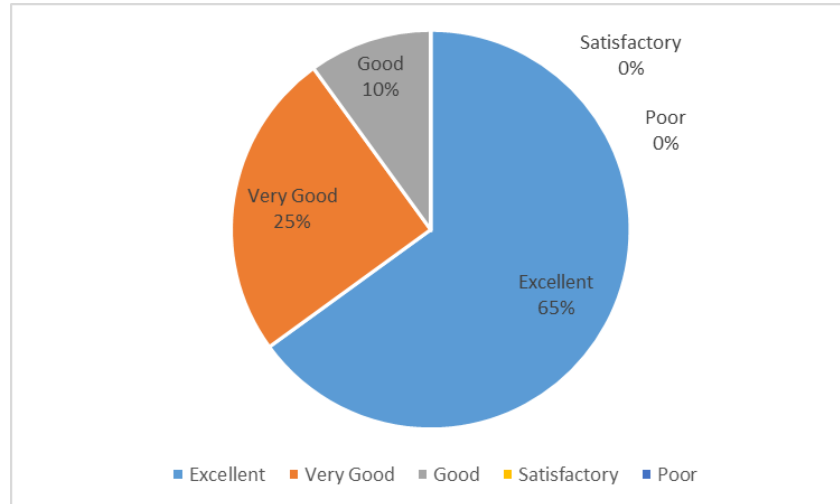


The above pie chart shows that 75% of the teachers have marked the statement as “Excellent”, 20% of the teachers have marked the same as “Very Good” and rest 5% of the teachers have marked it as “Good”. This suggests that the role of the institution in engaging the students with monitoring, review, and continuous qualitative improvement of teaching-learning process is good.

*Danda*  
Officer - In-Charge  
Govt. Gen. Degree College,  
Dantan - II

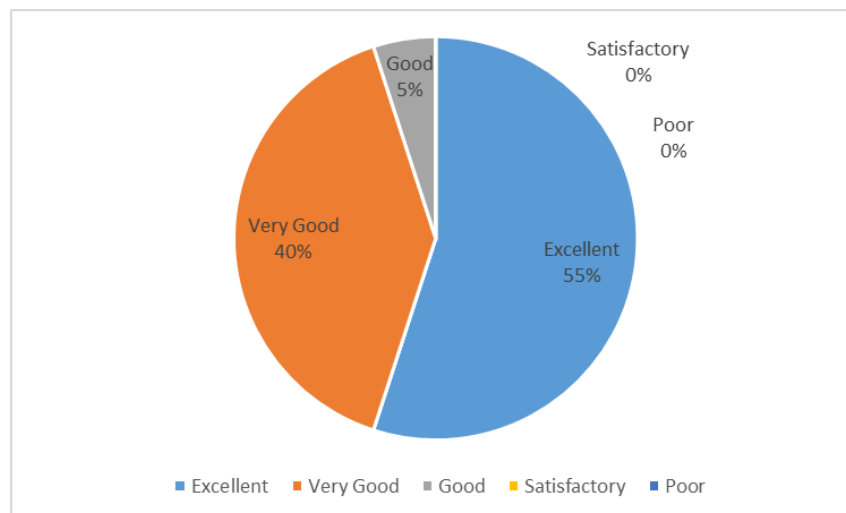
*L. Animesh Prasad*  
Co-ordinator, IQAC  
Govt. Gen. Degree College, Dantan - II  
Paschim Medinipur

**7. The role of the institution in encouraging student-centric methods for enhancing learning experiences and student engagement.**



It can be seen from the above survey report that 65% of the teachers have rated the role of the institution in encouraging student-centric methods for enhancing learning experiences and student engagement as excellent. Around 25% of the teachers have rated the same as very good and rest 10% of the teachers have rated the role as good.

**8. The role of the institution in encouraging participation to extra-curricular activities, sporting activities and Very Good cultures of health.**

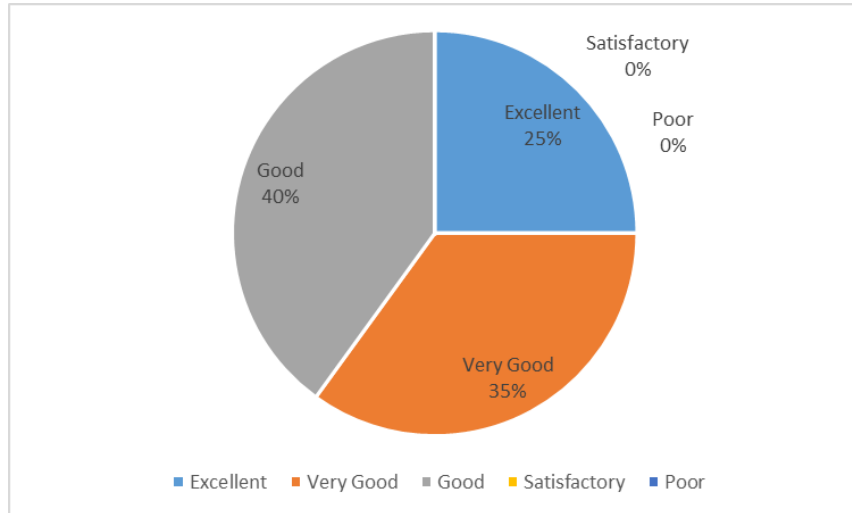


From the above data representation, it can be seen that 55% of the teachers have marked the statement as “Excellent”. 40% of them have marked it as “Very Good” and rest 5% have marked the same as “Good”. This suggests that the role of the institution in encouraging participation to extra-curricular activities, sporting activities and very good cultures of health are extremely good.

*Danda*  
Officer - In - Charge  
Govt. Gen. Degree College,  
Dantan - II

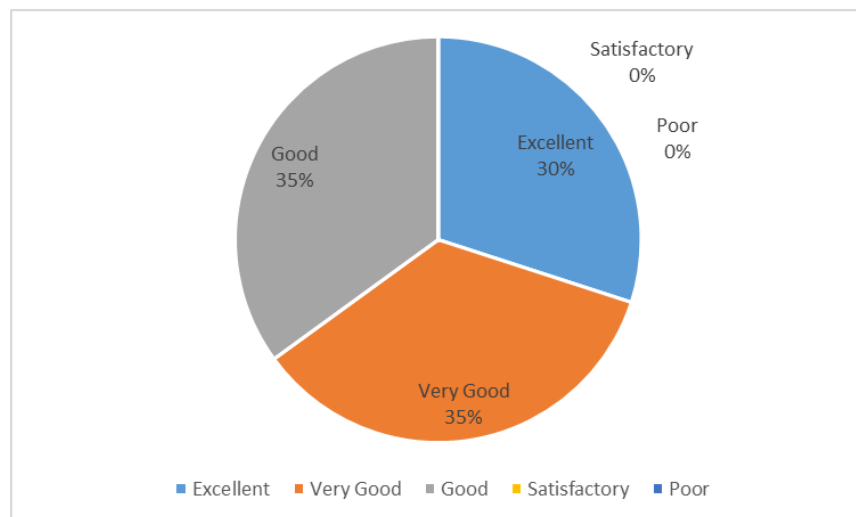
*L. Animesh Prasad*  
Co - ordinator, IQAC  
Govt. Gen. Degree College, Dantan - II  
Paschim Medinipur

### 9. The role of the central library of the college



The above pie chart shows that 25% of the teachers have marked the statement as “Excellent”, 35% of the teachers have marked the same as “Very Good” and rest 40% of the teachers have marked it as “Good”. This suggests that the role of the central library of the college has to be improved to enhance the overall learning experience.

### 10. Rate the services provided by the college office.

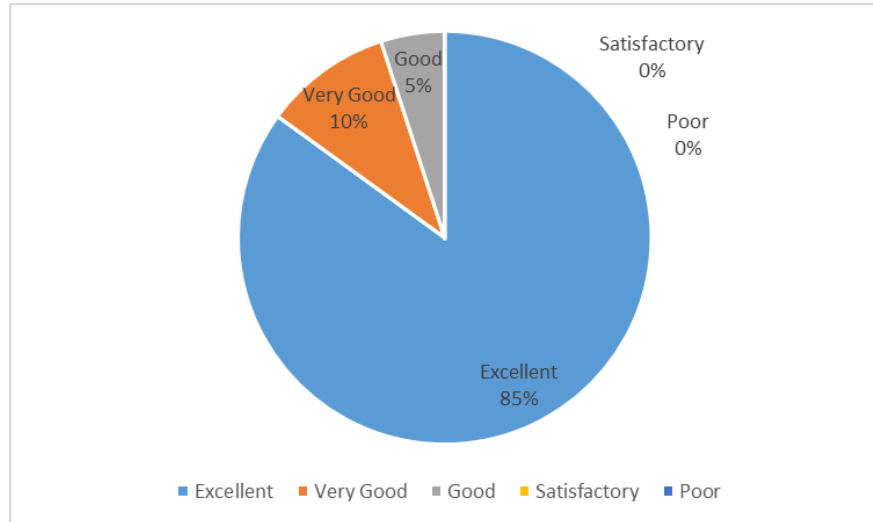


From the above data representation, it can be seen that 30% of the teachers have marked the statement as “Excellent”. 35% of them have marked it as “Very Good” and rest 35% have marked the same as “Good”. This suggests that the teachers are overall happy with the service provided by the college office.

*Dinda.*  
Officer - In-Charge  
Govt. Gen. Degree College,  
Dantan - II

*L. Animesh Das*  
Co - ordinator, IQAC  
Govt. Gen. Degree College, Dantan - II  
Paschim Medinipur

**11. Rate the institutional infrastructure for providing a peaceful and calm environment.**



The above data analysis shows that the 85% of the teachers have rated the institutional infrastructure for providing a peaceful and calm environment as excellent. 10% of the teaching faculties have rated the same as very good and rest 5% of the teachers have rated it good.

**12. Rate the institutional standards of Hygiene and Cleanliness.**

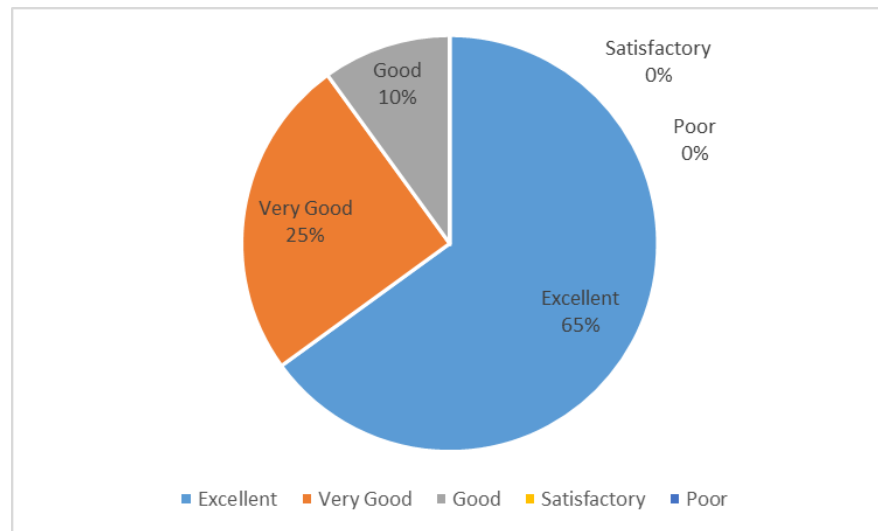


The above pie chart shows that 40% of the teachers have rated the institutional standards of Hygiene and Cleanliness as “Excellent”, 45% of the teachers have rated the same as “Very Good” and rest 15% of the teachers have rated it as “Good”.

*Danda*  
Officer - In - Charge  
Govt. Gen. Degree College,  
Dantan - II

*Pratima Das*  
Co - ordinator, IQAC  
Govt. Gen. Degree College, Dantan - II  
Paschim Medinipur

### 13. Overall quality of teaching learning experience of the institution.



The above data analysis shows that the 65% of the teachers have rated the quality of teaching learning experience of the institution as excellent. 25% of the teaching faculties have rated the same as very good and rest 10% of the teachers have rated it good.

*Jinika*  
Officer - In-Charge  
Govt. Gen. Degree College,  
Dantan - II

*L. K. Singh*  
Co-ordinator, IQAC  
Govt. Gen. Degree College, Dantan - II  
Paschim Medinipur